



Summary Institution-Level Pass Rate Data: Traditional Teacher Preparation Program Within IHE

		HEOA - Title II 2011 - 2012 Academic Year				
Institution Name		IDAHO STATE UNIVERSITY				
Institution Code		4355				
State		Idaho				
						<i>March 30, 2013</i>
				Statewide		
Group	Number Taking Assessment¹	Number Passing Assessment²	Institutional Pass Rate	Number Taking Assessment¹	Number Passing Assessment²	Statewide Pass Rate
All program completers, 2011-12	126	125	99%	1102	1100	100%
All program completers, 2010-11	126	126	100%	1371	1365	100%
All program completers, 2009-10	138	138	100%	770	767	100%

¹ Number of completers taking one or more assessments within their area of specialization.

² Number who passed all assessments taken within their area of specialization.

Single Assessment Institution-Level Pass Rate Data: *Traditional Teacher Preparation Program Within IHE*

		HEOA - Title II 2011 - 2012 Academic Year					March 30, 2013				
Institution Name		IDAHO STATE UNIVERSITY									
Institution Code		4355									
State		Idaho									
Assessment Information ¹		Group	Number Taking Assessment	Number Passing Assessment	Institutional Pass Rate	Institutional Average Scaled Score	Assessment Cut Score ²	Statewide			
								Number Taking Assessment	Number Passing Assessment	Statewide Pass Rate	Statewide Average Scaled Score
AGRICULTURE (0700) Test Company: ETS Score Range: 250-990	All enrolled students who have completed all nonclinical courses, 2011-12							1			
	Other enrolled students, 2011-12							15	15	100%	614
	All program completers, 2011-12							3			
	All program completers, 2010-11							12	12	100%	594
	All program completers, 2009-10										
ART CONTENT KNOWLEDGE II (0134) Test Company: ETS Score Range: 100-200	All enrolled students who have completed all nonclinical courses, 2011-12							11	11	100%	171
	Other enrolled students, 2011-12		1				151	12	8	67%	161
	All program completers, 2011-12							4			
	All program completers, 2010-11										
	All program completers, 2009-10										
ART CONTENT KNOWLEDGE (0133) Test Company: ETS Score Range: 100-200	All enrolled students who have completed all nonclinical courses, 2011-12							3			
	Other enrolled students, 2011-12							5			
	All program completers, 2011-12		2				155	30	30	100%	173
	All program completers, 2010-11							43	43	100%	175
	All program completers, 2009-10		3				155	22	22	100%	170
BIOLOGY CONTENT KNOWLEDGE (0235) Test Company: ETS Score Range: 100-200	All enrolled students who have completed all nonclinical courses, 2011-12		2				139	8			
	Other enrolled students, 2011-12		1				139	14	14	100%	165
	All program completers, 2011-12		5				139	29	29	100%	166
	All program completers, 2010-11		7				139	39	39	100%	167
	All program completers, 2009-10		4				139	18	18	100%	173

Single Assessment Institution-Level Pass Rate Data: *Traditional Teacher Preparation Program Within IHE*




**HEOA - Title II
2011 - 2012 Academic Year**

Institution Name	IDAHO STATE UNIVERSITY
Institution Code	4355
State	Idaho

March 30, 2013

Assessment Information ¹	Group	Number Taking Assessment	Number Passing Assessment	Institutional Pass Rate	Institutional Average Scaled Score	Assessment Cut Score ²	Statewide			
							Number Taking Assessment	Number Passing Assessment	Statewide Pass Rate	Statewide Average Scaled Score
BUSINESS ED CONTENT KNOWLEDGE (0101) Test Company: ETS Score Range: 100-200	All enrolled students who have completed all nonclinical courses, 2011-12	1				148	3			
	Other enrolled students, 2011-12	2				148	3			
	All program completers, 2011-12	6				148	12	12	100%	176
	All program completers, 2010-11	1				148	2			
	All program completers, 2009-10									
BUSINESS ED (0100) Test Company: ETS Score Range: 250-990	All enrolled students who have completed all nonclinical courses, 2011-12	1				580	1			
	Other enrolled students, 2011-12	1				580	2			
	All program completers, 2011-12	2				580	2			
	All program completers, 2010-11	2				580	10	10	100%	656
	All program completers, 2009-10	8				580	8			
CHEMISTRY CONTENT KNOWLEDGE II (0245) Test Company: ETS Score Range: 100-200	All enrolled students who have completed all nonclinical courses, 2011-12						2			
	Other enrolled students, 2011-12						4			
	All program completers, 2011-12	1				139	5			
	All program completers, 2010-11	2				139	4			
	All program completers, 2009-10	2				139	3			
EARTH AND SPACE SCIENCES - CK (0571) Test Company: ETS Score Range: 100-200	All enrolled students who have completed all nonclinical courses, 2011-12	1				144	3			
	Other enrolled students, 2011-12						7			
	All program completers, 2011-12	5				144	17	17	100%	175
	All program completers, 2010-11	1				144	15	15	100%	165
	All program completers, 2009-10	2				144	5			

Single Assessment Institution-Level Pass Rate Data: *Traditional Teacher Preparation Program Within IHE*

	HEOA - Title II 2011 - 2012 Academic Year
	Institution Name
	Institution Code
	State

IDAHO STATE UNIVERSITY


4355

Idaho

March 30, 2013


Assessment Information ¹	Group	Number Taking Assessment	Number Passing Assessment	Institutional Pass Rate	Institutional Average Scaled Score	Assessment Cut Score ²	Statewide			
							Number Taking Assessment	Number Passing Assessment	Statewide Pass Rate	Statewide Average Scaled Score
ECONOMICS (0910) Test Company: ETS Score Range: 250-990	All enrolled students who have completed all nonclinical courses, 2011-12									
	Other enrolled students, 2011-12									
	All program completers, 2011-12						2			
	All program completers, 2010-11	1				460	5			
	All program completers, 2009-10									
ED OF DEAF AND HARD OF HEARING (0271) Test Company: ETS Score Range: 100-200	All enrolled students who have completed all nonclinical courses, 2011-12									
	Other enrolled students, 2011-12	1				162	1			
	All program completers, 2011-12									
	All program completers, 2010-11									
	All program completers, 2009-10									
ED OF EXCEPTIONAL STUDENTS CORE CK (0353) Test Company: ETS Score Range: 100-200	All enrolled students who have completed all nonclinical courses, 2011-12									
	Other enrolled students, 2011-12	1				156	3			
	All program completers, 2011-12	1				156	8			
	All program completers, 2010-11	3				156	24	24	100%	179
	All program completers, 2009-10	13	13	100%	179	156	34	34	100%	177
ED OF EXCEPTIONAL STUDENTS MTMD (0542) Test Company: ETS Score Range: 100-200	All enrolled students who have completed all nonclinical courses, 2011-12									
	Other enrolled students, 2011-12	1				168	3			
	All program completers, 2011-12	1				168	8			
	All program completers, 2010-11	3				168	24	24	100%	182
	All program completers, 2009-10	13	13	100%	181	168	34	34	100%	183

Single Assessment Institution-Level Pass Rate Data: *Traditional Teacher Preparation Program Within IHE*


		HEOA - Title II 2011 - 2012 Academic Year									
Institution Name		IDAHO STATE UNIVERSITY									
Institution Code		4355									
State		Idaho									
							Statewide				
Assessment Information ¹		Group	Number Taking Assessment	Number Passing Assessment	Institutional Pass Rate	Institutional Average Scaled Score	Assessment Cut Score ²	Number Taking Assessment	Number Passing Assessment	Statewide Pass Rate	Statewide Average Scaled Score
EDUCATION OF YOUNG CHILDREN (0021) Test Company: ETS Score Range: 100-200	All enrolled students who have completed all nonclinical courses, 2011-12		2				169	26	25	96%	183
	Other enrolled students, 2011-12		9				169	37	35	95%	183
	All program completers, 2011-12		6				169	69	69	100%	184
	All program completers, 2010-11		11	11	100%	181	169	107	105	98%	184
	All program completers, 2009-10		8				169	37	37	100%	183
ELEM ED CONTENT KNOWLEDGE (0014) Test Company: ETS Score Range: 100-200	All enrolled students who have completed all nonclinical courses, 2011-12		19	18	95%	170	143	172	170	99%	169
	Other enrolled students, 2011-12		25	23	92%	169	143	300	296	99%	169
	All program completers, 2011-12		55	55	100%	168	143	506	506	100%	168
	All program completers, 2010-11		61	61	100%	166	143	595	594	100%	168
	All program completers, 2009-10		56	56	100%	170	143	387	387	100%	169
ENG LANG LIT COMP CONTENT KNOWLEDGE (0041) Test Company: ETS Score Range: 100-200	All enrolled students who have completed all nonclinical courses, 2011-12		8				158	43	39	91%	177
	Other enrolled students, 2011-12		11	10	91%	178	158	63	56	89%	178
	All program completers, 2011-12		16	16	100%	176	158	98	97	99%	178
	All program completers, 2010-11		10	10	100%	179	158	134	133	99%	177
	All program completers, 2009-10		12	12	100%	177	158	72	71	99%	177
ENGLISH TO SPEAKERS OF OTHER LANGUAGES II (0361) Test Company: ETS Score Range: 100-200	All enrolled students who have completed all nonclinical courses, 2011-12		1				151	7			
	Other enrolled students, 2011-12		2				151	10	8	80%	158
	All program completers, 2011-12		2				151	10	9	90%	161
	All program completers, 2010-11		1				151	4			
	All program completers, 2009-10										

March 30, 2013

Single Assessment Institution-Level Pass Rate Data: *Traditional Teacher Preparation Program Within IHE*

		HEOA - Title II 2011 - 2012 Academic Year										
Institution Name		IDAHO STATE UNIVERSITY										
Institution Code		4355										
State		Idaho										
							March 30, 2013					
Assessment Information ¹		Group	Number Taking Assessment	Number Passing Assessment	Institutional Pass Rate	Institutional Average Scaled Score	Assessment Cut Score ²	Statewide				
								Number Taking Assessment	Number Passing Assessment	Statewide Pass Rate	Statewide Average Scaled Score	
ENGLISH TO SPEAKERS OF OTHER LANGUAGES (0360) Test Company: ETS Score Range: 250-990		All enrolled students who have completed all nonclinical courses, 2011-12										
		Other enrolled students, 2011-12										
		All program completers, 2011-12										
		All program completers, 2010-11	2				580	5				
		All program completers, 2009-10	5				580	10	10	100%	612	
FAMILY AND CONSUMER SCIENCES II (0121) Test Company: ETS Score Range: 100-200		All enrolled students who have completed all nonclinical courses, 2011-12						6				
		Other enrolled students, 2011-12						7				
		All program completers, 2011-12	1				157	22	22	100%	170	
		All program completers, 2010-11	1				157	27	27	100%	169	
		All program completers, 2009-10	1				157	9				
FAMILY AND CONSUMER SCIENCES (0120) Test Company: ETS Score Range: 250-990		All enrolled students who have completed all nonclinical courses, 2011-12										
		Other enrolled students, 2011-12										
		All program completers, 2011-12										
		All program completers, 2010-11						1				
		All program completers, 2009-10						1				
FOREIGN LANGUAGE PEDAGOGY (0840) Test Company: ETS Score Range: 100-200		All enrolled students who have completed all nonclinical courses, 2011-12										
		Other enrolled students, 2011-12										
		All program completers, 2011-12										
		All program completers, 2010-11	1				158	1				
		All program completers, 2009-10										

Single Assessment Institution-Level Pass Rate Data: *Traditional Teacher Preparation Program Within IHE*

	HEOA - Title II 2011 - 2012 Academic Year
	Institution Name
	Institution Code
	State

IDAHO STATE UNIVERSITY


4355

Idaho

March 30, 2013

Assessment Information ¹	Group	Number Taking Assessment	Number Passing Assessment	Institutional Pass Rate	Institutional Average Scaled Score	Assessment Cut Score ²	Statewide			
							Number Taking Assessment	Number Passing Assessment	Statewide Pass Rate	Statewide Average Scaled Score
FRENCH CONTENT KNOWLEDGE (0173) Test Company: ETS Score Range: 100-200	All enrolled students who have completed all nonclinical courses, 2011-12									
	Other enrolled students, 2011-12									
	All program completers, 2011-12									
	All program completers, 2010-11	2				157	3			
	All program completers, 2009-10	3				157	6			
FRENCH WORLD LANGUAGE (CD) (5174) Test Company: ETS Score Range: 100-200	All enrolled students who have completed all nonclinical courses, 2011-12						1			
	Other enrolled students, 2011-12						1			
	All program completers, 2011-12									
	All program completers, 2010-11									
	All program completers, 2009-10									
GENERAL SCI CONTENT KNOWLEDGE (0435) Test Company: ETS Score Range: 100-200	All enrolled students who have completed all nonclinical courses, 2011-12									
	Other enrolled students, 2011-12						3			
	All program completers, 2011-12						4			
	All program completers, 2010-11						4			
	All program completers, 2009-10						1			
GEOGRAPHY (0920) Test Company: ETS Score Range: 250-990	All enrolled students who have completed all nonclinical courses, 2011-12									
	Other enrolled students, 2011-12									
	All program completers, 2011-12						1			
	All program completers, 2010-11						3			
	All program completers, 2009-10						3			

Single Assessment Institution-Level Pass Rate Data: *Traditional Teacher Preparation Program Within IHE*

	HEOA - Title II 2011 - 2012 Academic Year
	Institution Name
	Institution Code
	State

IDAHO STATE UNIVERSITY


4355

Idaho

March 30, 2013

Assessment Information ¹	Group	Number Taking Assessment	Number Passing Assessment	Institutional Pass Rate	Institutional Average Scaled Score	Assessment Cut Score ²	Statewide			
							Number Taking Assessment	Number Passing Assessment	Statewide Pass Rate	Statewide Average Scaled Score
GERMAN CONTENT KNOWLEDGE (0181) Test Company: ETS Score Range: 100-200	All enrolled students who have completed all nonclinical courses, 2011-12									
	Other enrolled students, 2011-12									
	All program completers, 2011-12									
	All program completers, 2010-11						1			
	All program completers, 2009-10	1				159	1			
GERMAN WORLD LANGUAGE (CD) (5183) Test Company: ETS Score Range: 100-200	All enrolled students who have completed all nonclinical courses, 2011-12	1				157	1			
	Other enrolled students, 2011-12									
	All program completers, 2011-12									
	All program completers, 2010-11						1			
	All program completers, 2009-10									
GOVERNMENT POLITICAL SCIENCE (0930) Test Company: ETS Score Range: 250-990	All enrolled students who have completed all nonclinical courses, 2011-12						3			
	Other enrolled students, 2011-12	3				610	5			
	All program completers, 2011-12	7				610	15	15	100%	725
	All program completers, 2010-11	10	10	100%	683	610	16	16	100%	694
	All program completers, 2009-10	4				610	13	13	100%	711
HEALTH EDUCATION (0550) Test Company: ETS Score Range: 250-990	All enrolled students who have completed all nonclinical courses, 2011-12	3				630	4			
	Other enrolled students, 2011-12	2				630	6			
	All program completers, 2011-12	4				630	15	15	100%	715
	All program completers, 2010-11	3				630	45	45	100%	719
	All program completers, 2009-10	10	10	100%	726	630	30	30	100%	712

Single Assessment Institution-Level Pass Rate Data: *Traditional Teacher Preparation Program Within IHE*

	HEOA - Title II 2011 - 2012 Academic Year
	IDAHO STATE UNIVERSITY
	4355
	Idaho

March 30, 2013

Assessment Information ¹	Group	Number Taking Assessment	Number Passing Assessment	Institutional Pass Rate	Institutional Average Scaled Score	Assessment Cut Score ²	Statewide			
							Number Taking Assessment	Number Passing Assessment	Statewide Pass Rate	Statewide Average Scaled Score
MARKETING EDUCATION II (0561) Test Company: ETS Score Range: 100-200	All enrolled students who have completed all nonclinical courses, 2011-12						1			
	Other enrolled students, 2011-12						1			
	All program completers, 2011-12									
	All program completers, 2010-11									
	All program completers, 2009-10									
MATHEMATICS CONTENT KNOWLEDGE (0061) Test Company: ETS Score Range: 100-200	All enrolled students who have completed all nonclinical courses, 2011-12	2				129	18	17	94%	152
	Other enrolled students, 2011-12	8				129	37	35	95%	155
	All program completers, 2011-12	6				129	63	63	100%	156
	All program completers, 2010-11	6				129	76	76	100%	154
	All program completers, 2009-10	6				129	34	33	97%	156
MIDDLE SCHOOL ENGLISH LANGUAGE ARTS (0049) Test Company: ETS Score Range: 100-200	All enrolled students who have completed all nonclinical courses, 2011-12									
	Other enrolled students, 2011-12									
	All program completers, 2011-12						1			
	All program completers, 2010-11									
	All program completers, 2009-10									
MIDDLE SCHOOL MATHEMATICS (0069) Test Company: ETS Score Range: 100-200	All enrolled students who have completed all nonclinical courses, 2011-12									
	Other enrolled students, 2011-12	1				150	4			
	All program completers, 2011-12						3			
	All program completers, 2010-11						1			
	All program completers, 2009-10						3			

Single Assessment Institution-Level Pass Rate Data: *Traditional Teacher Preparation Program Within IHE*




**HEOA - Title II
2011 - 2012 Academic Year**

Institution Name	IDAHO STATE UNIVERSITY
Institution Code	4355
State	Idaho

March 30, 2013

Assessment Information ¹	Group	Number Taking Assessment	Number Passing Assessment	Institutional Pass Rate	Institutional Average Scaled Score	Assessment Cut Score ²	Statewide			
							Number Taking Assessment	Number Passing Assessment	Statewide Pass Rate	Statewide Average Scaled Score
MIDDLE SCHOOL SOCIAL STUDIES (0089) Test Company: ETS Score Range: 100-200	All enrolled students who have completed all nonclinical courses, 2011-12									
	Other enrolled students, 2011-12									
	All program completers, 2011-12						1			
	All program completers, 2010-11									
	All program completers, 2009-10									
MUSIC CONTENT KNOWLEDGE (0113) Test Company: ETS Score Range: 100-200	All enrolled students who have completed all nonclinical courses, 2011-12	4				148	21	21	100%	170
	Other enrolled students, 2011-12	3				148	31	28	90%	171
	All program completers, 2011-12	2				148	41	41	100%	171
	All program completers, 2010-11	8				148	58	58	100%	170
	All program completers, 2009-10	4				148	20	20	100%	173
PHYSICAL ED CONTENT KNOWLEDGE (0091) Test Company: ETS Score Range: 100-200	All enrolled students who have completed all nonclinical courses, 2011-12	4				143	14	14	100%	160
	Other enrolled students, 2011-12	2				143	19	19	100%	162
	All program completers, 2011-12	4				143	34	34	100%	160
	All program completers, 2010-11	3				143	33	33	100%	159
	All program completers, 2009-10	7				143	47	47	100%	159
PHYSICAL SCIENCE CONTENT KNOWLEDGE (0481) Test Company: ETS Score Range: 100-200	All enrolled students who have completed all nonclinical courses, 2011-12									
	Other enrolled students, 2011-12						1			
	All program completers, 2011-12						4			
	All program completers, 2010-11						3			
	All program completers, 2009-10						3			

Single Assessment Institution-Level Pass Rate Data: *Traditional Teacher Preparation Program Within IHE*

	HEOA - Title II 2011 - 2012 Academic Year
	Institution Name
	Institution Code
	State

IDAHO STATE UNIVERSITY


4355

Idaho

March 30, 2013

Assessment Information ¹	Group	Number Taking Assessment	Number Passing Assessment	Institutional Pass Rate	Institutional Average Scaled Score	Assessment Cut Score ²	Statewide			
							Number Taking Assessment	Number Passing Assessment	Statewide Pass Rate	Statewide Average Scaled Score
PHYSICS CONTENT KNOWLEDGE II (0265) Test Company: ETS Score Range: 100-200	All enrolled students who have completed all nonclinical courses, 2011-12	1				129	1			
	Other enrolled students, 2011-12						4			
	All program completers, 2011-12	2				129	6			
	All program completers, 2010-11	2				129	9			
	All program completers, 2009-10						2			
PRINC LEARNING AND TEACHING 5-9 II (0623) Test Company: ETS Score Range: 100-200	All enrolled students who have completed all nonclinical courses, 2011-12						1			
	Other enrolled students, 2011-12						2			
	All program completers, 2011-12						2			
	All program completers, 2010-11									
	All program completers, 2009-10									
PRINC LEARNING AND TEACHING 5-9 (0523) Test Company: ETS Score Range: 100-200	All enrolled students who have completed all nonclinical courses, 2011-12									
	Other enrolled students, 2011-12						1			
	All program completers, 2011-12	2				162	4			
	All program completers, 2010-11	2				162	11	11	100%	170
	All program completers, 2009-10	1				162	4			
PRINC LEARNING AND TEACHING K-6 II (0622) Test Company: ETS Score Range: 100-200	All enrolled students who have completed all nonclinical courses, 2011-12	2				154	103	103	100%	173
	Other enrolled students, 2011-12						153	153	100%	175
	All program completers, 2011-12	4				154	74	74	100%	173
	All program completers, 2010-11						1			
	All program completers, 2009-10									


Single Assessment Institution-Level Pass Rate Data: *Traditional Teacher Preparation Program Within IHE*

	HEOA - Title II 2011 - 2012 Academic Year
	IDAHO STATE UNIVERSITY
	4355
	Idaho

March 30, 2013

Assessment Information ¹	Group	Number Taking Assessment	Number Passing Assessment	Institutional Pass Rate	Institutional Average Scaled Score	Assessment Cut Score ²	Statewide			
							Number Taking Assessment	Number Passing Assessment	Statewide Pass Rate	Statewide Average Scaled Score
PRINC LEARNING AND TEACHING K-6 (0522) Test Company: ETS Score Range: 100-200	All enrolled students who have completed all nonclinical courses, 2011-12	1				161	34	34	100%	174
	Other enrolled students, 2011-12						53	51	96%	175
	All program completers, 2011-12	18	17	94%	177	161	370	368	99%	177
	All program completers, 2010-11	53	53	100%	177	161	566	565	100%	176
	All program completers, 2009-10	55	55	100%	179	161	382	381	100%	177
PSYCHOLOGY (0390) Test Company: ETS Score Range: 250-990	All enrolled students who have completed all nonclinical courses, 2011-12	1				600	2			
	Other enrolled students, 2011-12						2			
	All program completers, 2011-12	1				600	4			
	All program completers, 2010-11						3			
	All program completers, 2009-10	1				600	4			
READING SPECIALIST (0300) Test Company: ETS Score Range: 250-990	All enrolled students who have completed all nonclinical courses, 2011-12									
	Other enrolled students, 2011-12						10	10	100%	569
	All program completers, 2011-12						15	15	100%	573
	All program completers, 2010-11						8			
	All program completers, 2009-10						9			
SE CK AND MILD TO MODERATE APPL (0543) Test Company: ETS Score Range: 100-200	All enrolled students who have completed all nonclinical courses, 2011-12	2				153	9			
	Other enrolled students, 2011-12	3				153	31	30	97%	171
	All program completers, 2011-12	8				153	33	33	100%	172
	All program completers, 2010-11	4				153	5			
	All program completers, 2009-10									

Single Assessment Institution-Level Pass Rate Data: *Traditional Teacher Preparation Program Within IHE*

	HEOA - Title II 2011 - 2012 Academic Year
	Institution Name
	Institution Code
	State

IDAHO STATE UNIVERSITY


4355

Idaho


March 30, 2013

Assessment Information ¹	Group	Number Taking Assessment	Number Passing Assessment	Institutional Pass Rate	Institutional Average Scaled Score	Assessment Cut Score ²	Statewide			
							Number Taking Assessment	Number Passing Assessment	Statewide Pass Rate	Statewide Average Scaled Score
SOCIAL STUDIES CONTENT KNOWLEDGE (0081) Test Company: ETS Score Range: 100-200	All enrolled students who have completed all nonclinical courses, 2011-12						16	16	100%	166
	Other enrolled students, 2011-12						27	26	96%	172
	All program completers, 2011-12	9				150	70	70	100%	170
	All program completers, 2010-11	5				150	77	77	100%	170
	All program completers, 2009-10	5				150	49	49	100%	170
SOCIOLOGY (0950) Test Company: ETS Score Range: 250-990	All enrolled students who have completed all nonclinical courses, 2011-12									
	Other enrolled students, 2011-12	1				570	2			
	All program completers, 2011-12	1				570	2			
	All program completers, 2010-11	1				570	6			
	All program completers, 2009-10	3				570	6			
SPANISH CONTENT KNOWLEDGE (0191) Test Company: ETS Score Range: 100-200	All enrolled students who have completed all nonclinical courses, 2011-12									
	Other enrolled students, 2011-12									
	All program completers, 2011-12									
	All program completers, 2010-11	3				152	32	32	100%	173
	All program completers, 2009-10	7				152	17	16	94%	170
SPANISH WORLD LANGUAGE (CD) (5195) Test Company: ETS Score Range: 100-200	All enrolled students who have completed all nonclinical courses, 2011-12	3				163	19	11	58%	166
	Other enrolled students, 2011-12	3				163	20	13	65%	168
	All program completers, 2011-12	5				163	37	35	95%	172
	All program completers, 2010-11	1				163	7			
	All program completers, 2009-10									

Single Assessment Institution-Level Pass Rate Data: *Traditional Teacher Preparation Program Within IHE*

		HEOA - Title II 2011 - 2012 Academic Year									
Institution Name		IDAHO STATE UNIVERSITY									
Institution Code		4355									
State		Idaho									
							March 30, 2013				
Assessment Information ¹		Group	Number Taking Assessment	Number Passing Assessment	Institutional Pass Rate	Institutional Average Scaled Score	Assessment Cut Score ²	Statewide			
								Number Taking Assessment	Number Passing Assessment	Statewide Pass Rate	Statewide Average Scaled Score
SPECIAL ED PRESCHOOLEARLY CHILD (0690) Test Company: ETS Score Range: 250-990		All enrolled students who have completed all nonclinical courses, 2011-12	2				550	27	24	89%	623
		Other enrolled students, 2011-12	10	10	100%	631	550	37	35	95%	632
		All program completers, 2011-12	6				550	69	69	100%	630
		All program completers, 2010-11	11	11	100%	625	550	107	106	99%	637
		All program completers, 2009-10	8				550	37	37	100%	639
SPEECH COMMUNICATION (0220) Test Company: ETS Score Range: 250-990		All enrolled students who have completed all nonclinical courses, 2011-12									
		Other enrolled students, 2011-12									
		All program completers, 2011-12									
		All program completers, 2010-11									
		All program completers, 2009-10						5			
SPEECH COMMUNICATIONS (0221) Test Company: ETS Score Range: 100-200		All enrolled students who have completed all nonclinical courses, 2011-12						2			
		Other enrolled students, 2011-12	2				143	5			
		All program completers, 2011-12						6			
		All program completers, 2010-11						2			
		All program completers, 2009-10						2			
TECHNOLOGY EDUCATION II (0051) Test Company: ETS Score Range: 100-200		All enrolled students who have completed all nonclinical courses, 2011-12						1			
		Other enrolled students, 2011-12									
		All program completers, 2011-12									
		All program completers, 2010-11									
		All program completers, 2009-10									

Single Assessment Institution-Level Pass Rate Data: *Traditional Teacher Preparation Program Within IHE*

	HEOA - Title II 2011 - 2012 Academic Year
	Institution Name
	Institution Code
	State

IDAHO STATE UNIVERSITY


4355

Idaho

March 30, 2013

Assessment Information ¹	Group	Number Taking Assessment	Number Passing Assessment	Institutional Pass Rate	Institutional Average Scaled Score	Assessment Cut Score ²	Statewide			
							Number Taking Assessment	Number Passing Assessment	Statewide Pass Rate	Statewide Average Scaled Score
TECHNOLOGY EDUCATION (0050) Test Company: ETS Score Range: 250-990	All enrolled students who have completed all nonclinical courses, 2011-12						3			
	Other enrolled students, 2011-12						1			
	All program completers, 2011-12						10	10	100%	654
	All program completers, 2010-11						3			
	All program completers, 2009-10						2			
THEATRE (0640) Test Company: ETS Score Range: 250-990	All enrolled students who have completed all nonclinical courses, 2011-12						7			
	Other enrolled students, 2011-12	1				540	7			
	All program completers, 2011-12						21	21	100%	670
	All program completers, 2010-11	3				540	24	24	100%	695
	All program completers, 2009-10						4			
WORLD AND U.S. HISTORY CK (0941) Test Company: ETS Score Range: 100-200	All enrolled students who have completed all nonclinical courses, 2011-12	3				141	36	34	94%	158
	Other enrolled students, 2011-12	8				141	43	39	91%	162
	All program completers, 2011-12	17	17	100%	158	141	84	84	100%	162
	All program completers, 2010-11	7				141	111	111	100%	162
	All program completers, 2009-10	11	11	100%	157	141	68	68	100%	160
ENGLISH LANGUAGE ARTS (ABC0003) Test Company: ABCTE* Score Range: 0-500	All enrolled students who have completed all nonclinical courses, 2011-12									
	Other enrolled students, 2011-12						1			
	All program completers, 2011-12									
	All program completers, 2010-11									
	All program completers, 2009-10									

Single Assessment Institution-Level Pass Rate Data: *Traditional Teacher Preparation Program Within IHE*

		<p align="center">HEOA - Title II 2011 - 2012 Academic Year</p>											
Institution Name		IDAHO STATE UNIVERSITY											
Institution Code		4355											
State		Idaho											
							March 30, 2013						
<i>Assessment Information¹</i>		<i>Group</i>		<i>Number Taking Assessment</i>	<i>Number Passing Assessment</i>	<i>Institutional Pass Rate</i>	<i>Institutional Average Scaled Score</i>	<i>Assessment Cut Score²</i>	Statewide				
									<i>Number Taking Assessment</i>	<i>Number Passing Assessment</i>	<i>Statewide Pass Rate</i>	<i>Statewide Average Scaled Score</i>	
<i>MULTIPLE SUBJECT EXAMINATION (ABC0006)</i> <i>Test Company: ABCTE*</i> <i>Score Range: 0-500</i>		All enrolled students who have completed all nonclinical courses, 2011-12											
		Other enrolled students, 2011-12							1				
		All program completers, 2011-12											
		All program completers, 2010-11											
		All program completers, 2009-10											

¹Tests with multiple delivery options (computer, paper, etc.) will be noted with the assessment code for the paper format only.

²Cut scores may vary for groups depending upon when the cut scores are established by the state and when each group completed their teacher certification or licensure assessment.

*Questions regarding tests listed by this testing company must be addressed to your state Title II Coordinator.