



**Summary Institution-Level Pass Rate Data: *Traditional Teacher Preparation Program Within IHE***

		<b>HEOA - Title II 2009 - 2010 Academic Year</b>				
<b>Institution Name</b>		IDAHO STATE UNIVERSITY				
<b>Institution Code</b>		4355				
<b>State</b>		Idaho				
						<i>March 25, 2011</i>
				<b>Statewide</b>		
<b>Group</b>	<b>Number Taking Assessment<sup>1</sup></b>	<b>Number Passing Assessment<sup>2</sup></b>	<b>Institutional Pass Rate</b>	<b>Number Taking Assessment<sup>1</sup></b>	<b>Number Passing Assessment<sup>2</sup></b>	<b>Statewide Pass Rate</b>
All program completers, 2009-10	138	138	100%	761	758	100%
All program completers, 2008-09	96	96	100%	667	665	100%
All program completers, 2007-08	134	134	100%	946	939	99%


<sup>1</sup> Number of completers taking one or more assessments within their area of specialization.

<sup>2</sup> Number who passed all assessments taken within their area of specialization.

Single Assessment Institution-Level Pass Rate Data: *Traditional Teacher Preparation Program Within IHE*

		<b>HEOA - Title II 2009 - 2010 Academic Year</b>													
Institution Name		IDAHO STATE UNIVERSITY													
Institution Code		4355													
State		Idaho													
		March 25, 2011													
Assessment Information <sup>1</sup>		Group					Statewide								
							Number Taking Assessment	Number Passing Assessment	Institutional Pass Rate	Institutional Average Scaled Score	Assessment Cut Score <sup>2</sup>	Number Taking Assessment	Number Passing Assessment	Statewide Pass Rate	Statewide Average Scaled Score
<b>AGRICULTURE (0700)</b>  Test Company: ETS Score Range: 250-990		All enrolled students who have completed all nonclinical courses, 2009-10													
		Other enrolled students, 2009-10									3				
		All program completers, 2009-10													
		All program completers, 2008-09									6				
		All program completers, 2007-08									7				
<b>ART CONTENT KNOWLEDGE (0133)</b>  Test Company: ETS Score Range: 100-200		All enrolled students who have completed all nonclinical courses, 2009-10									13	12	92%	174	
		Other enrolled students, 2009-10					2				155	35	34	97%	174
		All program completers, 2009-10					3				155	22	22	100%	170
		All program completers, 2008-09					1				155	5			
		All program completers, 2007-08					2				155	20	20	100%	174
<b>BIOLOGY CONTENT KNOWLEDGE (0235)</b>  Test Company: ETS Score Range: 100-200		All enrolled students who have completed all nonclinical courses, 2009-10					1				139	7			
		Other enrolled students, 2009-10					6				139	35	35	100%	166
		All program completers, 2009-10					4				139	18	18	100%	173
		All program completers, 2008-09					3				139	11	11	100%	173
		All program completers, 2007-08					7				139	30	30	100%	168
<b>BUSINESS EDUCATION (0100)</b>  Test Company: ETS Score Range: 250-990		All enrolled students who have completed all nonclinical courses, 2009-10					2				580	7			
		Other enrolled students, 2009-10					3				580	7			
		All program completers, 2009-10					8				580	8			
		All program completers, 2008-09					1				580	10	10	100%	660
		All program completers, 2007-08					5				580	11	11	100%	670


Single Assessment Institution-Level Pass Rate Data: *Traditional Teacher Preparation Program Within IHE*

	<b>HEOA - Title II 2009 - 2010 Academic Year</b>
	<b>IDAHO STATE UNIVERSITY</b>
	4355
	Idaho


March 25, 2011

Assessment Information <sup>1</sup>	Group	Number Taking Assessment	Number Passing Assessment	Institutional Pass Rate	Institutional Average Scaled Score	Assessment Cut Score <sup>2</sup>	Statewide			
							Number Taking Assessment	Number Passing Assessment	Statewide Pass Rate	Statewide Average Scaled Score
<b>CHEMISTRY CONTENT KNOWLEDGE II (0245)</b>  Test Company: ETS Score Range: 100-200	All enrolled students who have completed all nonclinical courses, 2009-10						1			
	Other enrolled students, 2009-10	2				139	10	10	100%	160
	All program completers, 2009-10	2				139	3			
	All program completers, 2008-09						1			
	All program completers, 2007-08						10	10	100%	162
<b>EARTH AND SPACE SCIENCES - CONTENT KNOWLEDGE (0571)</b>  Test Company: ETS Score Range: 100-200	All enrolled students who have completed all nonclinical courses, 2009-10									
	Other enrolled students, 2009-10						16	16	100%	170
	All program completers, 2009-10	2				144	5			
	All program completers, 2008-09	2				144	6			
	All program completers, 2007-08	2				144	14	14	100%	176
<b>ECONOMICS (0910)</b>  Test Company: ETS Score Range: 250-990	All enrolled students who have completed all nonclinical courses, 2009-10						1			
	Other enrolled students, 2009-10	1				460	3			
	All program completers, 2009-10									
	All program completers, 2008-09						3			
	All program completers, 2007-08						2			
<b>ED OF DEAF AND HARD OF HEARING (0271)</b>  Test Company: ETS Score Range: 100-200	All enrolled students who have completed all nonclinical courses, 2009-10									
	Other enrolled students, 2009-10									
	All program completers, 2009-10									
	All program completers, 2008-09									
	All program completers, 2007-08	1				162	1			


Single Assessment Institution-Level Pass Rate Data: *Traditional Teacher Preparation Program Within IHE*

		<b>HEOA - Title II 2009 - 2010 Academic Year</b>								
<b>Institution Name</b>		<b>IDAHO STATE UNIVERSITY</b>								
<b>Institution Code</b>		<b>4355</b>								
<b>State</b>		<b>Idaho</b>								
							<i>March 25, 2011</i>			
							<b>Statewide</b>			
<b>Assessment Information<sup>1</sup></b>	<b>Group</b>	<b>Number Taking Assessment</b>	<b>Number Passing Assessment</b>	<b>Institutional Pass Rate</b>	<b>Institutional Average Scaled Score</b>	<b>Assessment Cut Score<sup>2</sup></b>	<b>Number Taking Assessment</b>	<b>Number Passing Assessment</b>	<b>Statewide Pass Rate</b>	<b>Statewide Average Scaled Score</b>
<b>ED OF EXCEPTIONAL STUDENTS: CORE CK (0353)</b>  <i>Test Company: ETS Score Range: 100-200</i>	All enrolled students who have completed all nonclinical courses, 2009-10	3				156	17	17	100%	178
	Other enrolled students, 2009-10	4				156	18	18	100%	176
	All program completers, 2009-10	13	13	100%	179	156	34	34	100%	177
	All program completers, 2008-09	13	13	100%	175	156	37	37	100%	178
	All program completers, 2007-08	17	17	100%	180	156	46	46	100%	181
<b>ED OF EXCEPTIONAL STUDENTS: MTMD (0542)</b>  <i>Test Company: ETS Score Range: 100-200</i>	All enrolled students who have completed all nonclinical courses, 2009-10	3				168	16	15	94%	180
	Other enrolled students, 2009-10	4				168	17	14	82%	179
	All program completers, 2009-10	13	13	100%	181	168	34	34	100%	183
	All program completers, 2008-09	13	13	100%	176	168	37	37	100%	180
	All program completers, 2007-08	17	17	100%	184	168	46	46	100%	184
<b>EDUCATION OF YOUNG CHILDREN (0021)</b>  <i>Test Company: ETS Score Range: 100-200</i>	All enrolled students who have completed all nonclinical courses, 2009-10	8				169	33	33	100%	185
	Other enrolled students, 2009-10	2				169	69	64	93%	182
	All program completers, 2009-10	8				169	37	37	100%	183
	All program completers, 2008-09	7				169	22	22	100%	188
	All program completers, 2007-08	8				169	56	56	100%	186
<b>ELEMENTARY ED CONTENT KNOWLEDGE (0014)</b>  <i>Test Company: ETS Score Range: 100-200</i>	All enrolled students who have completed all nonclinical courses, 2009-10	33	33	100%	165	143	221	220	100%	167
	Other enrolled students, 2009-10	27	27	100%	165	143	356	350	98%	168
	All program completers, 2009-10	67	67	100%	168	143	404	403	100%	168
	All program completers, 2008-09	58	58	100%	167	143	392	391	100%	168
	All program completers, 2007-08	69	69	100%	172	143	433	431	100%	170


Single Assessment Institution-Level Pass Rate Data: *Traditional Teacher Preparation Program Within IHE*

		<b>HEOA - Title II 2009 - 2010 Academic Year</b>									
Institution Name		IDAHO STATE UNIVERSITY									
Institution Code		4355									
State		Idaho									
							March 25, 2011				
							Statewide				
Assessment Information <sup>1</sup>	Group	Number Taking Assessment	Number Passing Assessment	Institutional Pass Rate	Institutional Average Scaled Score	Assessment Cut Score <sup>2</sup>	Number Taking Assessment	Number Passing Assessment	Statewide Pass Rate	Statewide Average Scaled Score	
<b>ENG LANG LIT COMP CONTENT KNOWLEDGE (0041)</b>  Test Company: ETS Score Range: 100-200	All enrolled students who have completed all nonclinical courses, 2009-10	5				158	37	36	97%	178	
	Other enrolled students, 2009-10	5				158	97	91	94%	177	
	All program completers, 2009-10	12	12	100%	177	158	72	71	99%	177	
	All program completers, 2008-09	8				158	60	60	100%	178	
	All program completers, 2007-08	13	13	100%	182	158	84	84	100%	180	
<b>ENGLISH TO SPEAKERS OF OTHER LANGUAGES (0360)</b>  Test Company: ETS Score Range: 250-990	All enrolled students who have completed all nonclinical courses, 2009-10	1				580	8				
	Other enrolled students, 2009-10	2				580	27	22	81%	646	
	All program completers, 2009-10	5				580	10	10	100%	612	
	All program completers, 2008-09	1				580	10	10	100%	694	
	All program completers, 2007-08	2				580	14	13	93%	640	
<b>FAMILY AND CONSUMER SCIENCES II (0121)</b>  Test Company: ETS Score Range: 100-200	All enrolled students who have completed all nonclinical courses, 2009-10						2				
	Other enrolled students, 2009-10	1				157	21	19	90%	167	
	All program completers, 2009-10	1				157	9				
	All program completers, 2008-09										
	All program completers, 2007-08										
<b>FAMILY AND CONSUMER SCIENCES (0120)</b>  Test Company: ETS Score Range: 250-990	All enrolled students who have completed all nonclinical courses, 2009-10										
	Other enrolled students, 2009-10						1				
	All program completers, 2009-10						1				
	All program completers, 2008-09	2				580	5				
	All program completers, 2007-08	2				580	18	18	100%	627	

Single Assessment Institution-Level Pass Rate Data: *Traditional Teacher Preparation Program Within IHE*

		<b>HEOA - Title II 2009 - 2010 Academic Year</b>									
Institution Name		IDAHO STATE UNIVERSITY									
Institution Code		4355									
State		Idaho									
							March 25, 2011				
Assessment Information <sup>1</sup>	Group	Number Taking Assessment	Number Passing Assessment	Institutional Pass Rate	Institutional Average Scaled Score	Assessment Cut Score <sup>2</sup>	Statewide				
							Number Taking Assessment	Number Passing Assessment	Statewide Pass Rate	Statewide Average Scaled Score	
<b>FOREIGN LANGUAGE PEDAGOGY (0840)</b>  Test Company: ETS Score Range: 100-200	All enrolled students who have completed all nonclinical courses, 2009-10										
	Other enrolled students, 2009-10						4				
	All program completers, 2009-10										
	All program completers, 2008-09							2			
	All program completers, 2007-08										
<b>FRENCH CONTENT KNOWLEDGE (0173)</b>  Test Company: ETS Score Range: 100-200	All enrolled students who have completed all nonclinical courses, 2009-10	2				157	4				
	Other enrolled students, 2009-10						9				
	All program completers, 2009-10	3				157	6				
	All program completers, 2008-09						1				
	All program completers, 2007-08						2				
<b>GENERAL SCI CONTENT KNOWLEDGE (0435)</b>  Test Company: ETS Score Range: 100-200	All enrolled students who have completed all nonclinical courses, 2009-10						2				
	Other enrolled students, 2009-10						5				
	All program completers, 2009-10						1				
	All program completers, 2008-09	1				149	8				
	All program completers, 2007-08						10	10	100%	176	
<b>GEOGRAPHY (0920)</b>  Test Company: ETS Score Range: 250-990	All enrolled students who have completed all nonclinical courses, 2009-10						1				
	Other enrolled students, 2009-10						12	11	92%	705	
	All program completers, 2009-10						3				
	All program completers, 2008-09	1				600	2				
	All program completers, 2007-08	1				600	5				


Single Assessment Institution-Level Pass Rate Data: *Traditional Teacher Preparation Program Within IHE*

	<b>HEOA - Title II 2009 - 2010 Academic Year</b>
	<b>IDAHO STATE UNIVERSITY</b>
	<b>4355</b>
	<b>Idaho</b>

March 25, 2011

Assessment Information <sup>1</sup>	Group	Number Taking Assessment	Number Passing Assessment	Institutional Pass Rate	Institutional Average Scaled Score	Assessment Cut Score <sup>2</sup>	Statewide			
							Number Taking Assessment	Number Passing Assessment	Statewide Pass Rate	Statewide Average Scaled Score
<b>GERMAN CONTENT KNOWLEDGE (0181)</b>  Test Company: ETS Score Range: 100-200	All enrolled students who have completed all nonclinical courses, 2009-10						2			
	Other enrolled students, 2009-10						4			
	All program completers, 2009-10	1				159	1			
	All program completers, 2008-09									
	All program completers, 2007-08	1				159	1			
<b>GOVERNMENT/POLITICAL SCIENCE (0930)</b>  Test Company: ETS Score Range: 250-990	All enrolled students who have completed all nonclinical courses, 2009-10	2				610	9			
	Other enrolled students, 2009-10	6				610	17	16	94%	695
	All program completers, 2009-10	4				610	14	14	100%	710
	All program completers, 2008-09	1				610	8			
	All program completers, 2007-08	7				610	15	15	100%	710
<b>HEALTH EDUCATION (0550)</b>  Test Company: ETS Score Range: 250-990	All enrolled students who have completed all nonclinical courses, 2009-10	3				630	7			
	Other enrolled students, 2009-10						44	43	98%	717
	All program completers, 2009-10	10	10	100%	726	630	30	30	100%	712
	All program completers, 2008-09	1				630	14	14	100%	688
	All program completers, 2007-08	5				630	41	40	98%	716
<b>MARKETING EDUCATION II (0561)</b>  Test Company: ETS Score Range: 100-200	All enrolled students who have completed all nonclinical courses, 2009-10						1			
	Other enrolled students, 2009-10						1			
	All program completers, 2009-10									
	All program completers, 2008-09									
	All program completers, 2007-08									

Single Assessment Institution-Level Pass Rate Data: *Traditional Teacher Preparation Program Within IHE*


	<b>HEOA - Title II 2009 - 2010 Academic Year</b>
	<b>IDAHO STATE UNIVERSITY</b>
	4355
	Idaho

March 25, 2011


Assessment Information <sup>1</sup>	Group	Number Taking Assessment	Number Passing Assessment	Institutional Pass Rate	Institutional Average Scaled Score	Assessment Cut Score <sup>2</sup>	Statewide			
							Number Taking Assessment	Number Passing Assessment	Statewide Pass Rate	Statewide Average Scaled Score
<b>MARKETING EDUCATION (0560)</b>  Test Company: ETS Score Range: 250-990	All enrolled students who have completed all nonclinical courses, 2009-10									
	Other enrolled students, 2009-10									
	All program completers, 2009-10									
	All program completers, 2008-09						2			
	All program completers, 2007-08						2			
<b>MATHEMATICS: CONTENT KNOWLEDGE (0061)</b>  Test Company: ETS Score Range: 100-200	All enrolled students who have completed all nonclinical courses, 2009-10	3				129	24	24	100%	154
	Other enrolled students, 2009-10	4				129	52	45	87%	150
	All program completers, 2009-10	6				129	27	26	96%	155
	All program completers, 2008-09						4			
	All program completers, 2007-08									
<b>MIDDLE SCHOOL ENGLISH LANGUAGE ARTS (0049)</b>  Test Company: ETS Score Range: 100-200	All enrolled students who have completed all nonclinical courses, 2009-10									
	Other enrolled students, 2009-10						1			
	All program completers, 2009-10									
	All program completers, 2008-09									
	All program completers, 2007-08									
<b>MIDDLE SCHOOL MATHEMATICS (0069)</b>  Test Company: ETS Score Range: 100-200	All enrolled students who have completed all nonclinical courses, 2009-10									
	Other enrolled students, 2009-10						5			
	All program completers, 2009-10						3			
	All program completers, 2008-09						2			
	All program completers, 2007-08									




Single Assessment Institution-Level Pass Rate Data: *Traditional Teacher Preparation Program Within IHE*

		<b>HEOA - Title II 2009 - 2010 Academic Year</b>									
Institution Name		IDAHO STATE UNIVERSITY									
Institution Code		4355									
State		Idaho									
							March 25, 2011				
							Statewide				
Assessment Information <sup>1</sup>	Group	Number Taking Assessment	Number Passing Assessment	Institutional Pass Rate	Institutional Average Scaled Score	Assessment Cut Score <sup>2</sup>	Number Taking Assessment	Number Passing Assessment	Statewide Pass Rate	Statewide Average Scaled Score	
<b>MUSIC CONTENT KNOWLEDGE (0113)</b>  Test Company: ETS Score Range: 100-200	All enrolled students who have completed all nonclinical courses, 2009-10	6				148	16	16	100%	175	
	Other enrolled students, 2009-10						37	37	100%	166	
	All program completers, 2009-10	4				148	20	20	100%	173	
	All program completers, 2008-09	4				148	18	18	100%	168	
	All program completers, 2007-08	4				148	45	45	100%	173	
<b>PHYSICAL ED: CONTENT KNOWLEDGE (0091)</b>  Test Company: ETS Score Range: 100-200	All enrolled students who have completed all nonclinical courses, 2009-10	1				143	17	17	100%	160	
	Other enrolled students, 2009-10	1				143	43	43	100%	158	
	All program completers, 2009-10	7				143	46	46	100%	159	
	All program completers, 2008-09	2				143	39	39	100%	158	
	All program completers, 2007-08	4				143	44	44	100%	162	
<b>PHYSICAL SCIENCE CONTENT KNOWLEDGE (0481)</b>  Test Company: ETS Score Range: 100-200	All enrolled students who have completed all nonclinical courses, 2009-10						1				
	Other enrolled students, 2009-10						9				
	All program completers, 2009-10						3				
	All program completers, 2008-09						1				
	All program completers, 2007-08						1				
<b>PHYSICS CONTENT KNOWLEDGE II (0265)</b>  Test Company: ETS Score Range: 100-200	All enrolled students who have completed all nonclinical courses, 2009-10	2				129	5				
	Other enrolled students, 2009-10	1				129	6				
	All program completers, 2009-10						2				
	All program completers, 2008-09						3				
	All program completers, 2007-08						7				

Single Assessment Institution-Level Pass Rate Data: *Traditional Teacher Preparation Program Within IHE*

		<b>HEOA - Title II 2009 - 2010 Academic Year</b>									
Institution Name		IDAHO STATE UNIVERSITY									
Institution Code		4355									
State		Idaho									
							March 25, 2011				
							Statewide				
Assessment Information <sup>1</sup>	Group	Number Taking Assessment	Number Passing Assessment	Institutional Pass Rate	Institutional Average Scaled Score	Assessment Cut Score <sup>2</sup>	Number Taking Assessment	Number Passing Assessment	Statewide Pass Rate	Statewide Average Scaled Score	
<b>PRINCIPLES LEARNING AND TEACHING 5-9 (0523)</b>  Test Company: ETS Score Range: 100-200	All enrolled students who have completed all nonclinical courses, 2009-10	2				162	5				
	Other enrolled students, 2009-10	1				162	7				
	All program completers, 2009-10	1				162	4				
	All program completers, 2008-09	2				162	6				
	All program completers, 2007-08						4				
<b>PRINCIPLES LEARNING AND TEACHING K-6 (0522)</b>  Test Company: ETS Score Range: 100-200	All enrolled students who have completed all nonclinical courses, 2009-10	30	29	97%	175	161	195	192	98%	175	
	Other enrolled students, 2009-10	13	11	85%	177	161	305	292	96%	176	
	All program completers, 2009-10	55	55	100%	179	161	380	379	100%	177	
	All program completers, 2008-09	46	46	100%	175	161	369	369	100%	176	
	All program completers, 2007-08	58	58	100%	179	161	411	408	99%	178	
<b>PSYCHOLOGY (0390)</b>  Test Company: ETS Score Range: 250-990	All enrolled students who have completed all nonclinical courses, 2009-10						2				
	Other enrolled students, 2009-10						3				
	All program completers, 2009-10	1				600	3				
	All program completers, 2008-09						1				
	All program completers, 2007-08						1				
<b>READING SPECIALIST (0300)</b>  Test Company: ETS Score Range: 250-990	All enrolled students who have completed all nonclinical courses, 2009-10										
	Other enrolled students, 2009-10						2				
	All program completers, 2009-10						9				
	All program completers, 2008-09						10	10	100%	612	
	All program completers, 2007-08						14	14	100%	591	


Single Assessment Institution-Level Pass Rate Data: *Traditional Teacher Preparation Program Within IHE*

	<b>HEOA - Title II 2009 - 2010 Academic Year</b>
	<b>IDAHO STATE UNIVERSITY</b>
	<b>4355</b>
	<b>Idaho</b>

March 25, 2011

Assessment Information <sup>1</sup>	Group	Number Taking Assessment	Number Passing Assessment	Institutional Pass Rate	Institutional Average Scaled Score	Assessment Cut Score <sup>2</sup>	Statewide			
							Number Taking Assessment	Number Passing Assessment	Statewide Pass Rate	Statewide Average Scaled Score
<b>SOCIAL STUDIES: CONTENT KNOWLEDGE (0081)</b>  Test Company: ETS Score Range: 100-200	All enrolled students who have completed all nonclinical courses, 2009-10	2				150	22	21	95%	169
	Other enrolled students, 2009-10	2				150	47	43	91%	168
	All program completers, 2009-10	5				150	49	49	100%	170
	All program completers, 2008-09	3				150	34	33	97%	171
	All program completers, 2007-08	9				150	61	60	98%	171
<b>SOCIOLOGY (0950)</b>  Test Company: ETS Score Range: 250-990	All enrolled students who have completed all nonclinical courses, 2009-10	1				570	1			
	Other enrolled students, 2009-10						1			
	All program completers, 2009-10	3				570	6			
	All program completers, 2008-09						2			
	All program completers, 2007-08						3			
<b>SPANISH CONTENT KNOWLEDGE (0191)</b>  Test Company: ETS Score Range: 100-200	All enrolled students who have completed all nonclinical courses, 2009-10	1				152	8			
	Other enrolled students, 2009-10	3				152	58	53	91%	173
	All program completers, 2009-10	7				152	17	16	94%	170
	All program completers, 2008-09	4				152	17	17	100%	174
	All program completers, 2007-08	4				152	31	31	100%	175
<b>SPECIAL ED PRESCHOOL/EARLY CHILD (0690)</b>  Test Company: ETS Score Range: 250-990	All enrolled students who have completed all nonclinical courses, 2009-10	8				550	33	31	94%	615
	Other enrolled students, 2009-10	2				550	69	66	96%	638
	All program completers, 2009-10	8				550	37	37	100%	639
	All program completers, 2008-09	7				550	22	22	100%	653
	All program completers, 2007-08	8				550	56	56	100%	642


Single Assessment Institution-Level Pass Rate Data: *Traditional Teacher Preparation Program Within IHE*

	<b>HEOA - Title II 2009 - 2010 Academic Year</b>
	<b>IDAHO STATE UNIVERSITY</b>
	4355
	Idaho

March 25, 2011

Assessment Information <sup>1</sup>	Group	Number Taking Assessment	Number Passing Assessment	Institutional Pass Rate	Institutional Average Scaled Score	Assessment Cut Score <sup>2</sup>	Statewide			
							Number Taking Assessment	Number Passing Assessment	Statewide Pass Rate	Statewide Average Scaled Score
SPEECH COMMUNICATION (0220)  Test Company: ETS Score Range: 250-990	All enrolled students who have completed all nonclinical courses, 2009-10									
	Other enrolled students, 2009-10						1			
	All program completers, 2009-10						5			
	All program completers, 2008-09	3				560	4			
	All program completers, 2007-08						5			
SPEECH COMMUNICATIONS (0221)  Test Company: ETS Score Range: 100-200	All enrolled students who have completed all nonclinical courses, 2009-10									
	Other enrolled students, 2009-10						4			
	All program completers, 2009-10									
	All program completers, 2008-09									
	All program completers, 2007-08									
TECHNOLOGY EDUCATION (0050)  Test Company: ETS Score Range: 250-990	All enrolled students who have completed all nonclinical courses, 2009-10						2			
	Other enrolled students, 2009-10						2			
	All program completers, 2009-10						2			
	All program completers, 2008-09						3			
	All program completers, 2007-08						4			
THEATRE (0640)  Test Company: ETS Score Range: 250-990	All enrolled students who have completed all nonclinical courses, 2009-10						7			
	Other enrolled students, 2009-10	2				540	19	19	100%	688
	All program completers, 2009-10						4			
	All program completers, 2008-09	3				540	6			
	All program completers, 2007-08	1				540	7			

Single Assessment Institution-Level Pass Rate Data: *Traditional Teacher Preparation Program Within IHE*

		<p align="center"><b>HEOA - Title II 2009 - 2010 Academic Year</b></p>								
<b>Institution Name</b>		IDAHO STATE UNIVERSITY								
<b>Institution Code</b>		4355								
<b>State</b>		Idaho								
							March 25, 2011			
							<b>Statewide</b>			
<b>Assessment Information<sup>1</sup></b>	<b>Group</b>	<b>Number Taking Assessment</b>	<b>Number Passing Assessment</b>	<b>Institutional Pass Rate</b>	<b>Institutional Average Scaled Score</b>	<b>Assessment Cut Score<sup>2</sup></b>	<b>Number Taking Assessment</b>	<b>Number Passing Assessment</b>	<b>Statewide Pass Rate</b>	<b>Statewide Average Scaled Score</b>
<b>WORLD AND U.S. HISTORY: CONTENT KNOWLEDGE (0941)</b>  Test Company: ETS Score Range: 100-200	All enrolled students who have completed all nonclinical courses, 2009-10	3				141	29	26	90%	160
	Other enrolled students, 2009-10	6				141	101	95	94%	159
	All program completers, 2009-10	11	11	100%	157	141	68	68	100%	160
	All program completers, 2008-09	8				141	56	56	100%	164
	All program completers, 2007-08	13	13	100%	167	141	96	95	99%	163

<sup>1</sup>Tests with multiple delivery options (computer, paper, etc.) will be noted with the assessment code for the paper format only.

<sup>2</sup>Cut scores may vary for groups depending upon when the cut scores are established by the state and when each group completed their teacher certification or licensure assessment.